



POWER in a Class of Its Own

The InSight Series™ 12V battery, designed specifically for RV and marine deep cycle applications, is capable of 2,048 watts continuous from a single battery. From powering the essentials to the non-essentials, the InSight 12V allows users to disconnect further from the grid, powering electronics longer and connecting to shore power less. This 120Ah powerhouse lithium battery can output 160A continuous and offers higher peak discharge.

This battery is a game changer with power capabilities like no other. Offer your customers independence and innovation in this unique battery.

ALL THE BENEFITS OF LITHIUM BATTERIES

- Lighter Weight
- Longer Life
- Constant Power
- More Usable Capacity



SMART, VERSATILE AND POWERFUL

- >>> GC2 size so it can fit virtually anywhere
- >>> Higher continuous capabilities (2000 watts for 5-10 minutes)
- >>> One battery can run multiple appliances at the same time
- >>> Low Temperature performance – safely charge at temperatures down to -4°F
- >>> Built-in intelligence with a SuperSmart battery BMS & intuitive software



Available Now!

Contact your Sales Manager for more information or to place your order. **Orders begin shipping March 31, 2022.**

WE STAND BEHIND OUR PRODUCT!
10 YEAR WARRANTY





Plug-N-Play Accessories

NEW! 12V INSIGHT FUEL GAUGE

Real-Time Data on Your Battery Bank

The InSight Fuel Gauge is a low current draw (29 milliamps), constantly backlit battery gauge that will show the state of charge (SOC) for up to 10 InSight Batteries connected in parallel.

Over time, we've learned that voltage-based gauges are not accurate when measuring lithium-based chemistry. That is why we developed a fuel gauge that receives real-time current data from all parallel connected battery CANs and calculates the remaining amp hours as a percentage from 0-100%.



REMOTE BUTTON

The InSight Series Remote Button gives you the convenience to power on and off your InSight 12V battery without having to access the battery compartment. This high-quality plug-and-play accessory saves you time and energy.




Available Now!

Contact your Sales Manager for more information or to place your order.
Orders begin shipping March 31, 2022.

RELi³ON[®]

insight[™] SERIES



LiFePO4

INTELLIGENT FEATURES

Up to 10 Parallel Connections

- Intelligent battery-to-battery balancing
- Additive continuous and peak currents
- Scalable capacity up to 1200Ah

Low Temperature Operation

- Can charge at temperatures down to -20°C (-4°F)

Heatsink Design

- Strategically located
- Unique passive cooling
- Prevents over-heating of critical components

Dual M8 Terminals (insert and stud)

- Ample space for connections

LED Indicator

- Provides State of Charge (SOC)

Unique BMS Design

- Microcontroller-based design
- Intuitive software
- Solid State Switch for ultra-fast response times
- High-resolution internal measurements
- Ultra-low self-consumption
- Non-volatile historical data
- CANbus communication

RELi³ON[®] | DATA SHEET

MODEL

Part Number	12V120-GC2-LT
-------------	---------------

FUNCTIONAL SPECIFICATIONS

Nominal Voltage	12.8V
Cell Chemistry	LiFePO4
Cell Type	Prismatic
Ampere-hour Capacity	120 Ah
Watt-hour Capacity	1.536kWh
Specific Energy	128Wh/kg
Charge Efficiency	99%
Impedance (50% SOC, 1kHz)	<100mΩ
Cycles @ 80% DOD	>6000
Parallel Capable	Yes (max qty 10)
Series Capable	No (max 12V system)

MECHANICAL SPECIFICATIONS

BCI Size	GC2 / GC8
Dimensions (LxDxH)	10.2 x 7.1 x 10.9 in (260 x 180 x 276 mm)
Weight	34.4 lbs (15.6 kg)
Case Material	ABS
Stud Terminal	M8 X 1.25 - 20
Insert Terminal	M8 X 1.25 - 20
Torque	79.7-88.5 in.-lbs. 6.6-7.4 ft.-lbs. 9-10 N-m
Handles	Molded
Ingress Protection Marking	IP67
Case Flame Rating	UL94 V-0

DISCHARGE SPECIFICATIONS

Continuous Discharge Current	160A
Peak Discharge Current - 1	175A - 5 min
Peak Discharge Current - 2	250A - 2 min
Peak Discharge Current - 3	350A - 15 sec
Peak Discharge Current - 4	400A - 5 sec
Short Circuit Protection	3000A - 300 μsec
Protection Recover	Automatic
Low Voltage Disconnect	10V - 5 sec (2.5vpc)
Low Voltage Reconnect	Automatic
Self-Discharge per Month @ 25°C in OFF mode	2.80%

CHARGE SPECIFICATIONS

Recommended Charging Current	60A
Disconnect Charge Current - 1	100A - 5 sec
Disconnect Charge Current - 2	120A - 0.5 sec
Recommended Charge Voltage	14.4-14.6V
Float Voltage	13.8V
High Voltage Disconnect	14.8V -4 sec (3.7vpc)
High Voltage Reconnect	Automatic
Temperature Compensation	None
Heating Element Power	50W
Heating Rate	5°C/hr



- 1. Dual M8 Terminals (insert & stud)
- 2. CANbus Input
- 3. CANbus Output
- 4. Power Button
- 5. SOC/Status LEDs
- 6. Heatsink
- 7. Vent
- 8. Lifting Brackets

ENVIRONMENTAL SPECIFICATIONS

Charge Temperature	32°F to 113°F (0°C to 45°C)
Discharge Temperature	-4°F to 149°F (-20°C to 65°C)
Operating Humidity	<90% RH
Storage Temperature	50°F to 95°F (10°C to 35°C)
Storage Humidity	25 to 85% RH

CERTIFICATIONS

UL1973 (Battery Pack) File Number: PENDING
CE (Battery Pack)
IEC 62133 (Battery Pack) PENDING
UN38.3 (Battery Pack)

SHIPPING CLASSIFICATION

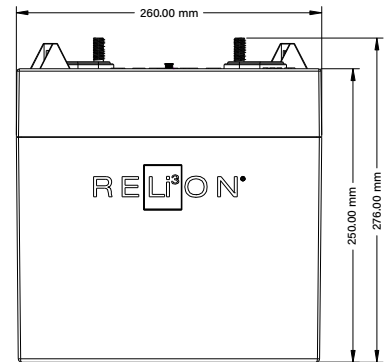
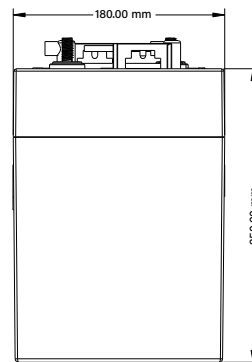
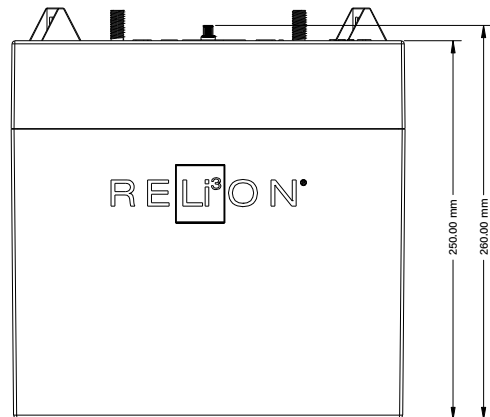
UN 3480, Class 9

APPLICATIONS

Recreational Vehicles
Marine

COMPATIBLE ACCESSORIES

InSight Remote Button
InSight Fuel Gauge (CANbus)



UN38.3

CE



CENTAUR
ASIA PACIFIC

Hong Kong | Singapore | Malaysia | Australia
 Email: info@centaur-asiapacific.com
 Website: www.centaur-asiapacific.com

